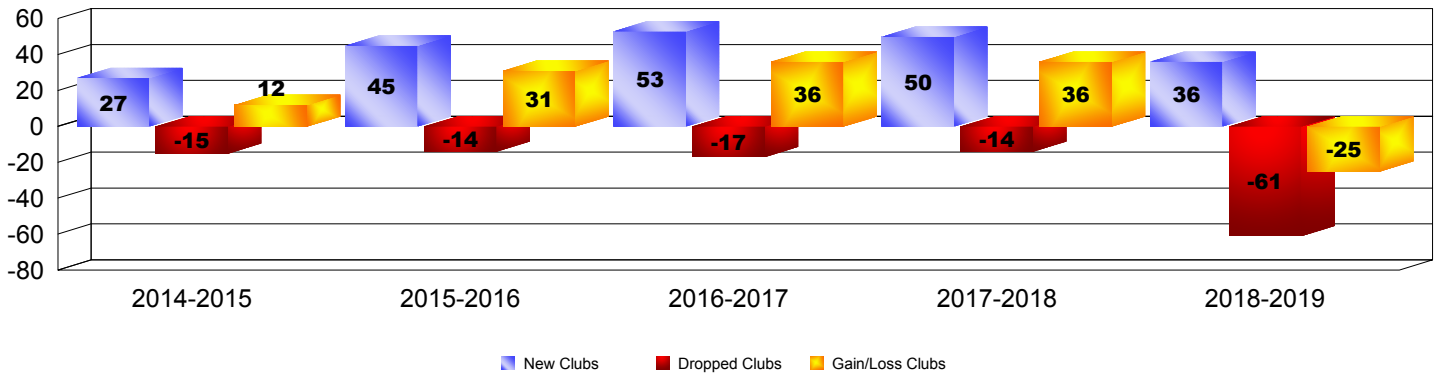
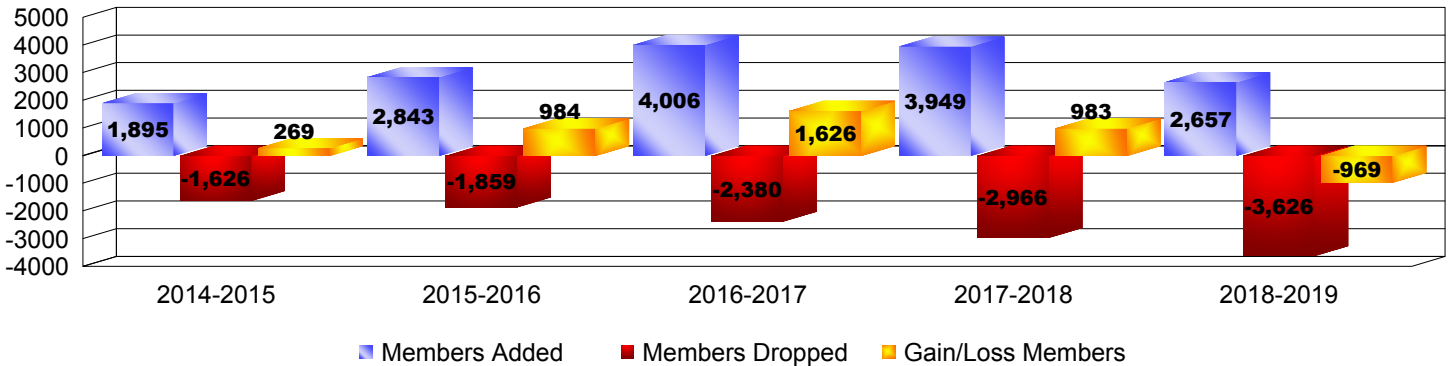


Year	New Clubs	Dropped Clubs	Gain/Loss Clubs	New Members	Charter Members	Reinstate Members	Transfer Members	Total Member Added	Total Members Dropped	Gain/Loss Members
2014-2015	27	-15	12	1094	742	39	20	1895	-1626	269
2015-2016	45	-14	31	1544	1164	85	50	2843	-1859	984
2016-2017	53	-17	36	2388	1456	134	28	4006	-2380	1626
2017-2018	50	-14	36	2199	1518	163	69	3949	-2966	983
2018-2019	36	-61	-25	1525	1015	78	39	2657	-3626	-969
Average	42	-24	18	1750	1179	100	41	3070	-2491	579

Clubs




Members



Membership Composition

June 2019 Cumulative



Gender Comparison

June 2019 Cumulative

